

CRASH TWIN SANITY™



VIVENDI
UNIVERSAL
games

WARNING: READ BEFORE USING YOUR PlayStation®2

COMPUTER ENTERTAINMENT SYSTEM.

A very small percentage of individuals may experience epileptic seizures when exposed to certain light patterns or flashing lights. Exposure to certain patterns or backgrounds on a television screen or while playing video games, including games played on the PlayStation®2 console, may induce an epileptic seizure in these individuals. Certain conditions may induce previously undetected epileptic symptoms even in persons who have no history of prior seizures or epilepsy. If you, or anyone in your family, has an epileptic condition, consult your physician prior to playing. If you experience any of the following symptoms while playing a video game — dizziness, altered vision, eye or muscle twitches, loss of awareness, disorientation, any involuntary movement, or convulsions — IMMEDIATELY discontinue use and consult your physician before resuming play.

WARNING TO OWNERS OF PROJECTION TELEVISIONS:

Do not connect your PlayStation®2 console to a projection TV without first consulting the user manual for your projection TV, unless it is of the LCD type. Otherwise, it may permanently damage your TV screen.

USE OF UNAUTHORIZED PRODUCT:

The use of software or peripherals not authorized by Sony Computer Entertainment America may damage your console and/or invalidate your warranty. Only official or licensed peripherals should be used in the controller ports or memory card slots.

HANDLING YOUR PlayStation®2 FORMAT DISC:

- This disc is intended for use only with PlayStation®2 consoles with the NTSC U/C designation.
- Do not bend it, crush it or submerge it in liquids.
- Do not leave it in direct sunlight or near a radiator or other source of heat.
- Be sure to take an occasional rest break during extended play.
- Keep this compact disc clean. Always hold the disc by the edges and keep it in its protective case when not in use. Clean the disc with a lint-free, soft, dry cloth, wiping in straight lines from center to outer edge. Never use solvents or abrasive cleaners.

GET INSIDE!
Join Now!

Register Your Game Today!

Free tips, tricks, demos, trailers, and more!

Receive free technical and customer support. Be the first to know about beta tests, tournaments, game testing opportunities, and other events. Plus, stay informed on the latest VU Games news, updates, discounts & more!

Go to <http://reg.vugames.com> Now!



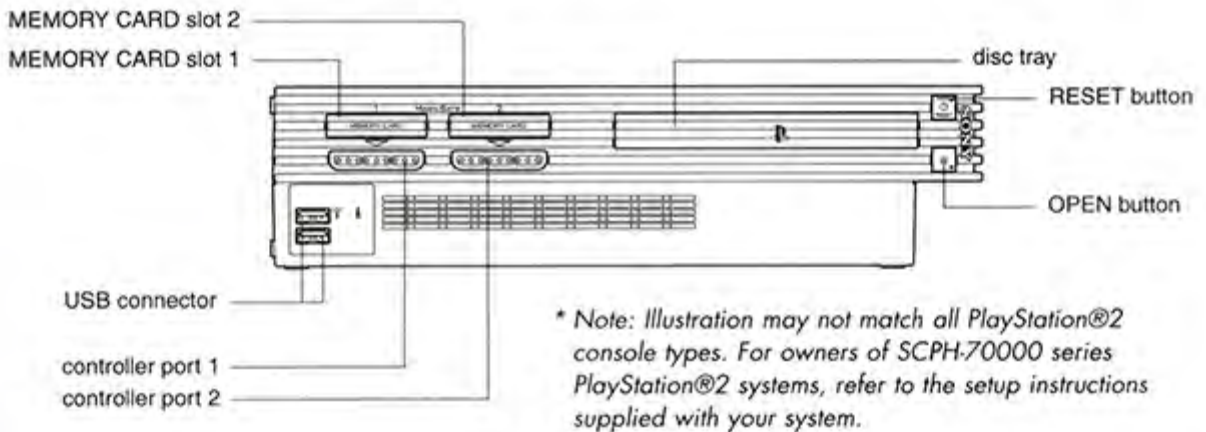
Table of Contents

Getting Started	2
Starting Up	3
Introduction	4
Main Menu	4
Pause Menu.....	5
HUD (Heads-Up Display)	5
General Character Movement.....	6
Character Controls	6
Collectibles and Crates	9
Credits.....	10
Customer Support	12
License Agreement.....	inside back cover

"Crash Twinsanity" © 2004 Universal Interactive, Inc. Crash Bandicoot and related characters are TM and © Universal Interactive, Inc. All rights reserved. Vivendi Universal Games and the Vivendi Universal Games logo are trademarks of Vivendi Universal Games, Inc., in the U.S. and other countries. All other trademarks are property of their respective owners. Dolby and the double-D symbol are trademarks of Dolby Laboratories.

Getting Started

Using the PlayStation®2 System



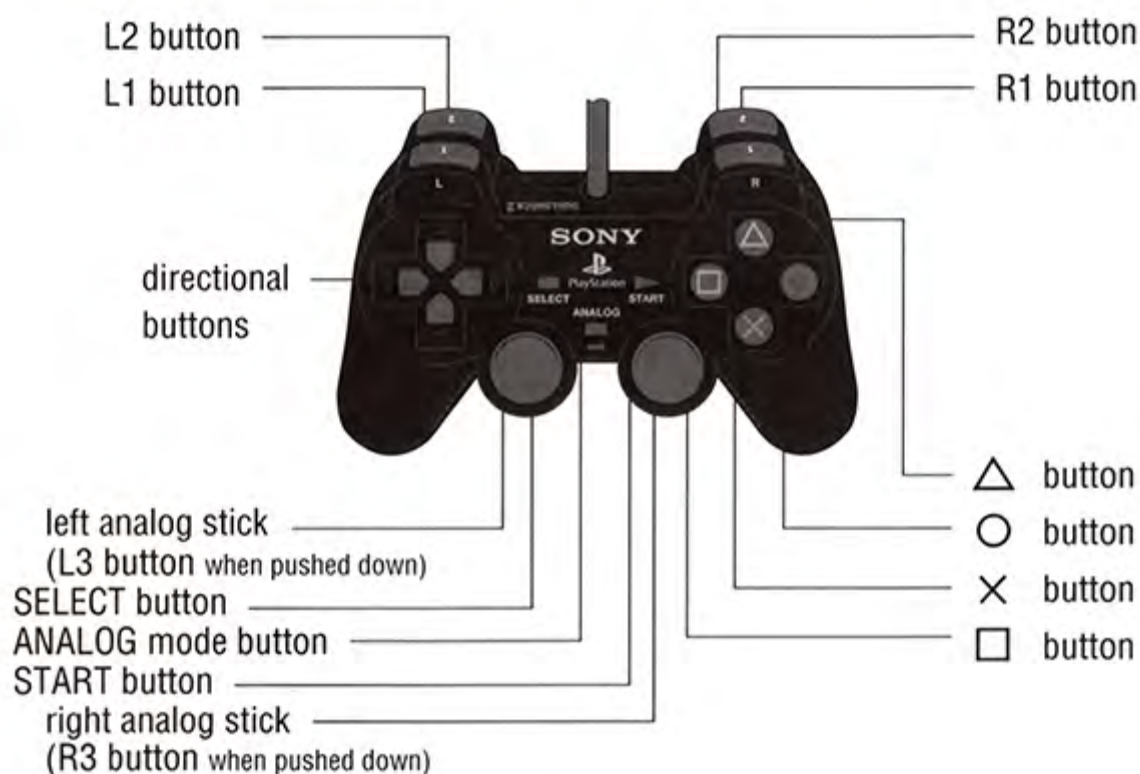
Set up your PlayStation®2 computer entertainment system according to the instructions in its Instruction Manual. Make sure the MAIN POWER switch (located on the back of the console) is turned on. Press the RESET button. When the power indicator lights up, press the open button and the disc tray will open. Place the *Crash Twinsanity*™ disc on the disc tray with the label side facing up. Press the open button again and the disc tray will close. Attach game controllers and other peripherals, as appropriate. Follow on-screen instructions and refer to this manual for information on using the software.

MEMORY CARDS (8MB) (for PlayStation®2)

You may save your progress while playing *Crash Twinsanity*. In order to do so, you must have a memory card (8MB) (for PlayStation®2) inserted into MEMORY CARD slot 1 of your PlayStation®2. Game data can only be loaded and saved to a memory card (8MB) (for PlayStation®2) in MEMORY CARD slot 1. Do not insert or remove a memory card (8MB) (for PlayStation®2) while the game is attempting to load or save game data.

Starting Up

DUALSHOCK®2 ANALOG CONTROLLER CONFIGURATIONS



INTRODUCTION



Wicked Twins have invaded the island home of Crash Bandicoot™, revealing their plans to destroy Dr. Cortex, enslave Crash and his friends, and devastate their world.

To face this great evil, Crash must team up with his creator and archenemy, Dr. Cortex. Also along for the adventure are Dr. Cortex's young niece Nina Cortex, and Crash's sister Coco.

Who are the Twins? They threaten revenge against Dr. Cortex, but why? And where are they from?

Using Dr. Cortex's Psychetron machine, the Crash Team must travel between dimensions in order to solve the mystery of the Twins' identity, before finally confronting the evil duo in person.

MAIN MENU

Upon starting the game, you will be instructed to press the START button to access the Main Menu. The Main Menu will appear with the following options:

- **NEW GAME:** Select a MEMORY CARD slot to create new game data and begin a new game.
- **LOAD GAME:** Choose and continue a previously saved game.
- **OPTIONS:** Change game settings in the Options Menu:
 - *Graphic Options*
Center Screen: Adjust center position of the screen.
Widescreen: Turns widescreen television support on/off.
 - *Sound Options*
Effects Volume: Adjust the volume of the sound effects in the game.
Music Volume: Adjust the volume of the music in the game.
Output Type: Choose the appropriate sound output for your television audio system.
 - *Game Options*
Vibration: Turn controller vibration on/off.



PAUSE MENU

Press the START button anytime during play to access the Pause Menu.

- **OPTIONS:** Change game settings in the Options Menu.
- **SAVE GAME:** Allows you to manually save your progress and disables auto-save.
- **LOAD GAME:** Choose and continue a previously saved game. You will restart at the last World Crate triggered during that saved game.
- **DISABLE AUTOSAVE:** Turn autosave functionality on or off.
- **QUIT GAME:** Allows you to exit your current game and return to the Main Menu. Please note that quitting your game will result in a loss of progress, so make sure you've saved before quitting.
- **RESUME:** Return to game.



Extras Menu (L1 button)

View bonus content that you unlock through play.

Gem Collection Menu (R1 button)

View all of the gems that you've collected throughout the game.

HUD (HEADS-UP DISPLAY)

Pressing the \triangle button during game play will bring up the HUD. The HUD displays the following information for Crash, Neo Cortex and Nina Cortex.

WUMPA COUNTER

Displays the number of Wumpa fruit collected.

You will be rewarded with an extra life every time you collect 100 Wumpa.



LIVES COUNTER

Displays the number of lives that the Crash Team members have left.

AMMO COUNTER (Cortex only): Displays the number of shots remaining in Cortex's ray gun.

GENERAL CHARACTER MOVEMENT

Directional Movement

The left analog stick controls the direction of character movement; this movement is relative to the camera.

The speed of the character's movement depends on the amount of pressure applied to the left analog stick. Pushing the stick halfway out from the center will make the character begin walking, whereas pushing the stick as far as possible in any direction will make the character run.

Camera Control

The right analog stick controls the camera.

CHARACTER CONTROLS



CRASH BANDICOOT

Crash was an ordinary bandicoot whose life was forever changed in a failed experiment performed upon him by the evil Dr. Cortex. He would be happy to spend his days basking in the warm sun, but adventure will not leave him alone.

Walk/Run	left analog stick
Spin	□ button
Jump	× button
Double Jump	× + × buttons
Crouch	○ button
Crawl	○ + left analog stick
Body Slam	× + ○ buttons
Jump Spin	× + □ buttons
Knee Slide	left analog stick + ○ button
Slide Jump	left analog stick + ○ + × buttons

DR. NEO CORTEX

Dr. Neo Cortex is an evil scientist—the creator of Crash Bandicoot and also his sworn enemy, for Crash has ruined every one of Cortex's wicked schemes. Now Cortex has to swallow his pride and work with that meddling marsupial, at least until the opportunity arises to turn things to his advantage. This is the worst day of his life...

Walk/Run	left analog stick
Fire	□ button
Charge-Up Blast	□ button + Hold
Jump	× button
Crouch	○ button
Crawl	○ button + left analog stick
Radial Blast	× + ○ buttons
Body Slide	left analog stick + ○ button
Strafe Move	L1 or R1 buttons



NINA CORTEX

Nina is Dr. Cortex's beloved niece. When she began to show disturbing signs of a kind heart, Dr. Cortex made a few modifications and sent her to study at the Academy of Evil. Nina still has warm feelings for cute animals, but now they avoid her hugs for fear of being crushed by her spring-loaded, steel-trap hands. Now she's skipping school to lend her uncle a bionic hand against the Evil Twins.

Walk/Skip	left analog stick
Punch/Wall Reel	○ button
Jump	× button
Spin	□ button
Jump Grab/Reel	× + ○ buttons



CRASH & CORTEX

Danger can bring together the most unlikely of allies...

When they're bound together by circumstance, the player must control Crash and Cortex as one combined entity. Crash is in control and Cortex is his reluctant partner.

If Cortex is holding a crystal, Crash may attach to him by spinning into him. Now Crash and Cortex are both "crystal crazy" and will fight relentlessly over the crystal, keeping them joined together. When they're joined, Crash takes full advantage of the situation, turning Cortex into a lethal weapon.

Walk/Run	left analog stick
Spin	□ button
Slam	○ button
Jump	× button
Twin Spin	□ + ○ buttons
Twin Throw	× + ○ buttons



HumiliSkate

Cortex takes a dive and Crash jumps onto his back, transforming him into a makeshift sled. Did Cortex trip, or was he pushed?

Doc Amok

A terrified Dr. Cortex runs blindly through the scene, his vision obscured by something terrible stuck on his head. Crash must clear the way of TNT crates and enemy creatures before Cortex runs afoul of them.



RollerBrawl

When Crash and Cortex don't see eye to eye, players will have to manage the mayhem that explodes when these two duke it out in a rollerbrawl. Control the two characters as they careen downhill, bound together as a ball of flying fists and feet.

COLLECTIBLES & CRATES

There are various collectibles scattered throughout the game. Crash can collect these items to earn extra lives and unlock bonus content.



Wumpa

There are lots of Wumpa fruit in the world. Collecting 100 Wumpa earns the player an extra life. The Wumpa Counter on the HUD then resets to zero.



Gems

Each level in *Crash Twinsanity* contains 6 multicolored gems. If you collect all 6 of these gems in each level, you may unlock bonus content in the Extras Menu. To check your progress, enter the Pause Menu and press the L1/L2/R1/R2 buttons to cycle through the Gem Collection Menu. Here you can track your progress for collecting gems in every level. Make sure to look for them all!

Wumpa Crates



BASIC CRATE – When broken, gives the player 1 Wumpa.



SURPRISE CRATE – When broken, gives the player between 5 and 10 Wumpa.



REINFORCED WOODEN CRATE – Can only be broken by a slam move; when broken, gives the player between 5 and 10 Wumpa.



MULTIPLE-HIT CRATE – If broken, it does nothing. If jumped on or head butted, it will give you two Wumpa for each hit.

Harmful Crates



TNT CRATE – Explodes immediately if broken, or counts down from 3 before exploding if jumped on.



NITRO CRATE – Explodes when touched.

Platform Crates



IRON CRATE – Completely inert, can be used as a platform.



IRON-SPRING CRATE – When landed on, propels the player into the air. Cannot be broken.



WOODEN-SPRING CRATE – When landed on, propels the player into the air. Can be broken by spinning, slamming, or any damage.

Special Crates



AKU AKU CRATE — Gives player 1 extra hit-point.



OUTLINE CRATE — This crate is only visible as outlines until you activate a nearby iron-switch crate. Once triggered, the outline crates will become solid, allowing you to stand or walk on them.



IRON-SWITCH CRATE — When landed on or spun, activates any outline crates linked to it.



CHECKPOINT CRATE — Triggered by proximity, these crates record Crash's position. If you lose a life, you will restart at the last Checkpoint that you've activated.



DETONATOR CRATE — When landed on or spun, will detonate nearby nitro crates linked to it.



WORLD CRATE — Triggered by proximity, these crates represent saving points. If you have auto-save on, the game will automatically save your progress when you trigger a World Crates. You can also manually save your progress through the Pause menu after hitting these crates. If you run out of lives or load a saved game, you can continue at the previously triggered World Crates.

Go to www.crashbandicoot.com for more fun tips and tricks!

Credits

Developed by **Traveler's Tales, Oxford Studio**



Steve Riding
Chris Abdelmassieh
Richard Baxter
Jaqui Bursnall
Nicola Cavalla
James Clark
Scott Evans
Jonathan Evripiotis
Simon Forster
Paul Gardner
Simon Jaques
Neall Jones
Girish Mekwan
Juan Vicente Ramirez Garcia
Matt Lewis

John McCann
Jason Millson
Ian Moir
Nic HoChee
Steve Oldacre
Kevin Pimm
Dave Pollard
Dave Robinson
Parvinder Singh
Kingsley Stephens
Andy Tate
Daniel Tonkin
Kazimir Wanelik
Alex Waterston
Keith Webb

SPECIAL THANKS
Jon Burton
Emma Hoskins
John Hodkinson
David Dootson
Robin E Charlton
Danny Flynn
Jonathan Derby
Ludovic Rubin
Debbie Keys
Andrew Parsons

CREATIVE CONSULTING
Perky Pickle Studios
Jordan Reichel

MUSIC
Original music composed, performed, arranged, and produced by Spiralmouth

All other music performed and arranged by Spiralmouth

Recorded and mixed by Gabriel Mann at Asylum Recording Studios, Los Angeles

AUDIO
Sound Design and Voice over Services by Technicolor Sound Services New Media

SOUND SUPERVISOR

Michael Gollom

SOUND DESIGNERSPhillip A. Kovats
Lydian Tone M.P.S.E.
Patrick Giraudi**VOICE OVER CASTING & DIRECTION**

Chris Borders

RECORDING ENGINEER

Morgan Gerhard

DIALOGUE EDITOR

Morgan Gerhard

VOICE OVER CASTLex Lang: Dr. Neo Cortex
Mel Winkler: Aku-Aku,
Tribesman
Michael Ensign: Ntropy,
Tribesmen
Susan Silo: Madame Amberley,
Nina Cortex
Debi Derryberry: Coco
Bandidoot, Young Dr.
Cortex
Alex Fernandez: Uka-Uka,
Farmer Ernest
Dwight Schultz: Dingodile,
Rusty Walrus, Tribesmen,
Papu Papu
Quinton Flynn: Ngini, Victor,
Moritz, Penguin**FULL MOTION VIDEO**Full Motion Video Content
provided by Red Eye
Studios**DIRECTOR & PROJECT MANAGER**

Christopher Winters

PRODUCER & LIGHTING DIRECTOR

Theodore Bialek

LEAD ANIMATOR/MODELER

Seth McCaughey

LEAD ANIMATOR/MODELER

Jon Mack

LEAD MODELER

Orde Stevanoski

ANIMATORS/MODELERSGrant Chang
Josh Gramse
Barry Nardone
Rebecca Rogers**TOOLS DEVELOPER**

Theodore Bialek

LEAD LIGHTER/POST FX

Mike Jiang

LEAD POST FX/LIGHTING

Orde Stevanoski

LIGHTER/POST FX

Theodore Bialek

LIGHTERSJeff Lester
Jeff Johnson
Cara Paul

Published by Vivendi Universal Games, Inc.

PRODUCTION**EXECUTIVE VP OF WORLDWIDE STUDIOS**

Michael Pole

VP & EXECUTIVE OF PRODUCTION

Jim Flaharty

VP & CTO OF WORLDWIDE STUDIOS

Michael Heilemann

EXECUTIVE PRODUCER

David Stalker

PRODUCER

Kirk Scott

ASSOCIATE PRODUCER

Chris A. Wilson

MARKETING**GLOBAL MARKETING VP**

Ed Zobrist

MARKETING VP

Al Simone

BRAND MANAGER

Matthew Geyer

ASSOCIATE BRAND MANAGER

Jack Van Leer

BRAND COORDINATOR

Vince Kudirka

QUALITY ASSURANCE**PROJECT LEADS**Tim Harrison
Jacob Zabie
Martin Valdez
Ben Hines**TESTERS**Kevin Boggs
Robert Bradbury
Brian Carr
Andrew Chen
Paul Cibis
Reynand De Castro
Minh Do**Bret Dubin**Alex Hammond
Loeu Heng
Kelly Higgins
Eric Hoffmaster
Ron Hsu
Pierre Johnson
Brian Lee Jones
Steve Keyes
Jimmy Lee
Jason Lewis
Shawn Lomas
Julio Manzanera
Jonathan Masterson
Mark Moralde
Jermel Morgan
Jared Olmsted
Arklan Uth Oslin
Charlie Oun
Neelam Patel
Seema Patel
James Pasque
Robert Robinson
Walter Sanchez
Phil Semenik
Matthew Stringer
Khone Vongphachanh**TRG SUPERVISOR**Ali Raza
Jamie Saxon**TRG TESTERS**Lawrence Everson
Joseph Olivas
Lauren Kamienecki
Thomas Craven
Robert Gardner
Mark Jihanian**QA MANAGER**

Christopher Wilson

SENIOR TRG MANAGER

James Galloway

QA MANAGER, TESTER RESOURCES

Michael Gonzales

QA SUPERVISORSJoseph Peren
Chris Richardson**BURN LAB SUPERVISOR**

Jaime Rios

CONFIGURATION ENGINEERSJason Perry
Afolabi Akibola
Zachary Turner
Evan Greenberg
Chang Koo
Jorge Pacheco
Andrew Ebert
Chris Miller**PRODUCT CERTIFICATION**Brandon Valdez
Cyra Talton
Glenn Dphrepaulezz
Richard Benavides
Ben Chan
Alex Zherdev**CREATIVE SERVICES****SENIOR DIRECTOR, CREATIVE SERVICES**

Steve Parker

CREATIVE DIRECTOR

Kathy Carter-Humphreys

CREATIVE MANAGER

Kristy Cheng

ACCOUNT SUPERVISOR

Gretchen Clark

ASSOCIATE GRAPHIC DESIGNER

Andy Nunez

PACKAGING ILLUSTRATORPerky Pickle Studios
Jordan Reichel**MANUAL DESIGNER**

Lauren Azeltine

SPECIAL THANKSPeter Della Penna
Linda Ethridge
Jonathan Eubanks
Tom Gastall
Kirsten Gavoni
Clara Gilbert
Linda Howard
Stephanie Kavoulakos
Brian Leake
Sarah McKinney
Chris Miller
Philip O'Neil
Ambra Roth
Marla Rothschild
Caroline Trujillo
Charles Yam

Customer Support

GET INSIDE!
Join Now!

Register Your Game Today!

Free tips, tricks, demos, trailers, and more!

Receive free technical and customer support. Be the first to know about beta tests, tournaments, game testing opportunities, and other events. Plus, stay informed on the latest VU Games news, updates, discounts & more!

Go to <http://reg.vugames.com> Now!

Technical Support

Phone: (800) 649-0028, M-F, 8 am-4:45 pm, Pacific Time

Internet: <http://support.vugames.com>

Customer Service

Phone: (866) 582-7063, M-F, 8 am-4:45 pm, Pacific Time

Mail

VU Games

4247 South Minnewawa Avenue

Fresno, CA 93725

LICENSE AGREEMENT


This software program, any printed materials, any online or electronic documentation (the "Program") are the copyrighted work of VU Games, Inc., or its licensors. All use of the Program is governed by the terms of the End User License Agreement which is provided below ("License"). The Program is solely for use by end users according to the terms of the License Agreement. Any use, reproduction or redistribution of the Program not in accordance with the terms of the License Agreement is expressly prohibited.

END USER LICENSE AGREEMENT

1. **Limited Use License.** VU Games, Inc. ("VUG") hereby grants, and by utilizing the Program you thereby accept, a limited, nonexclusive license and right to use one (1) copy of the Program for your use on a Sony PlayStation®2 computer entertainment system.
2. **Ownership.** All title, ownership rights and intellectual property rights in and to the Program and any and all copies thereof (including but not limited to any titles, computer code, themes, objects, characters, character names, stories, text, dialog, catch phrases, locations, concepts, artwork, animations, sounds, musical compositions, audio-visual effects, methods of operation, moral rights, any related documentation, and "applets" incorporated into the Program) are owned by VUG or its licensors. The Program is protected by the copyright laws of the United States, international copyright treaties and conventions and other laws. All rights are reserved. The Program may contain certain licensed materials, and VUG's licensors may act to protect their rights in the event of any violation of this Agreement.
3. **Responsibilities of End User.**
 - A. Subject to the Limited Use License as set forth above, you may not, in whole or in part, copy, photocopy, reproduce, translate, reverse engineer, derive source code from, modify, disassemble, decompile, or create derivative works based on the Program, or remove any proprietary notices or labels on the Program without the prior consent, in writing, of VUG.
 - B. You are entitled to use the Program for your own use, but you are not entitled to: sell, grant a security interest in or transfer reproductions of the Program to other parties in any way, nor to rent, lease or license the Program to others without the prior written consent of VUG; or exploit the Program or any of its parts for any commercial purpose.
4. **Program Transfer.** You may permanently transfer all of your rights under this License, provided the recipient agrees to the terms of this License.
5. **Termination.** This License is effective until terminated. You may terminate the License at any time by destroying the Program. VUG may, at its discretion, terminate this License in the event that you fail to comply with the terms and conditions contained herein. In such event, you must immediately destroy the Program.
6. **Limited Warranty.** VUG EXPRESSLY DISCLAIMS ANY WARRANTY FOR THE PROGRAM AND MANUAL(S). THE PROGRAM AND MANUAL(S) ARE PROVIDED "AS IS" WITHOUT WARRANTY OF ANY KIND, EITHER EXPRESS OR IMPLIED, INCLUDING, WITHOUT LIMITATION, THE IMPLIED WARRANTIES OF MERCHANTABILITY, FITNESS FOR A PARTICULAR PURPOSE, OR NON-INFRINGEMENT. ANY WARRANTY AGAINST INFRINGEMENT THAT MAY BE PROVIDED IN SECTION 2-312(3) OF THE UNIFORM COMMERCIAL CODE AND/OR IN ANY OTHER COMPARABLE STATE STATUTE IS EXPRESSLY DISCLAIMED. The entire risk arising out of use or performance of the Program remains with You, however VUG warrants the disc(s), on which the Program is furnished, to be free from defects in materials and workmanship, under normal use, for a period of ninety (90) days from the date of delivery. VUG's sole liability in the event of a defective disc shall be to give You a replacement disc. Some states do not allow the exclusion or limitation of incidental or consequential damages, or allow limitations on how long an implied warranty lasts, so the above limitations may not apply.
7. **Limitation of Liability.** NEITHER VUG, ITS PARENT, SUBSIDIARIES, AFFILIATES NOR LICENSORS SHALL BE LIABLE IN ANY WAY FOR LOSS OR DAMAGE OF ANY KIND RESULTING FROM THE USE OF THE PROGRAM INCLUDING, BUT NOT LIMITED TO, LOSS OF GOODWILL, WORK STOPPAGE, COMPUTER FAILURE OR MALFUNCTION, OR ANY AND ALL OTHER COMMERCIAL DAMAGES OR LOSSES. Some states do not allow the exclusion or limitation of incidental or consequential damages, or allow limitations on how long an implied warranty lasts, so the above limitations may not apply to you.
8. **Equitable Remedies.** You hereby agree that VUG would be irreparably damaged if the terms of this License were not specifically enforced, and therefore you agree that VUG shall be entitled, without bond, other security, or proof of damages, to appropriate equitable remedies with respect to breaches of this License, in addition to such other remedies as VUG may otherwise have available to it under applicable laws. In the event any litigation is brought by either party in connection with this License Agreement, the prevailing party in such litigation shall be entitled to recover from the other party all the costs, attorneys' fees and other expenses incurred by such prevailing party in the litigation.
9. **Miscellaneous.** This License shall be deemed to have been made and executed in the State of California, and any dispute arising hereunder shall be resolved in accordance with the law of the State of California. This License may be amended only by an instrument in writing executed by both parties. This License constitutes and contains the entire agreement between the parties with respect to the subject matter hereof and supersedes any prior oral or written agreements.

FIVE HEROES HAVE RISEN AGAINST THE DARKNESS

SPYRO A HERO'S TAIL



COMING NOVEMBER 2004



PlayStation 2



Vivendi Universal Games 4247 S. Minnewawa, Fresno, CA 93725

Spyro: A Hero's Tail © 2004 Universal Interactive, Inc. Spyro and related characters are TM and © Universal Interactive, Inc. All rights reserved. Crash Twinsanity © 2004 Universal Interactive, Inc. Crash Bandicoot and related characters are TM and © Universal Interactive, Inc. All rights reserved. Vivendi Universal Games and the Vivendi Universal Games logo are trademarks of Vivendi Universal Games, Inc., in the U.S. and other countries. The ratings icon is a registered trademark of the Entertainment Software Association. All other trademarks are property of their respective owners. Licensed by Sony Computer Entertainment America for play on PlayStation 2 computer entertainment systems with the NTSC U/C designation only. "PlayStation" and the "PS" Family logo are registered trademarks of Sony Computer Entertainment Inc. The ratings icon is a trademark of the Entertainment Software Association. Manufactured and printed in the U.S.A. THIS SOFTWARE IS COMPATIBLE WITH PLAYSTATION 2 CONSOLES WITH THE NTSC U/C DESIGNATION. U.S. AND FOREIGN PATENTS PENDING.

7218210